

An agile
& committed
▶ port



46°10'N - 01°14'W








**Port
Atlantique
La Rochelle**
The Atlantic deep sea gateway

Port terminals & areas



FOR MORE INFORMATION



- 1 - La Repentie** 
 Surface : 59 ha
 2024 : 10 ha certified platform > 10 t/m²
 Covered areas : 6,000 m²
- 2 - Anse Saint-Marc** 
 Surface : 49 ha
 Quay : 360 m up to 10 t/m²
 + Project : 250 m up to 20 t/m²
 Covered areas : 57,000 m²
- 3 - Quai Lombard**
 Surface : 7 ha
 Quay : up to 6 t/m²
- 4 - Service port**
- 5 - Quai Alcyone** 
 Length : 105 m
 Quay : 6 t/m²
- 6 - Jeumont** 
 Surface : 9 ha
- 7 - Lock basin** 
 Surface : 46 ha
 Quay : 6 t/m²
 Covered areas : 42,000 m²
- 8 - Shipbuilding and repair centre**
- 9 - Chef de Baie** 
 Surface : 68 ha
 Quay : 6 t/m²
 Covered areas : 40,000 m²
 Ro-Ro ramp : 120 t max.
- 10 - Oil wharf**
- 11 - Môle d'escale** 
 Surface : 8 ha
 Quay : 6 t/m²
 Covered areas : 5,800 m²

6th LARGEST FRENCH PORT

- The only deep-water port on the Atlantic coast
- Accessibility 24/7
- 5,000 linear metres of wharf (up to 10 t/m²)



MULTI-MODAL SOLUTIONS

- Terminals connected to the port and national rail networks
- Flow of goods facilitated by its 24-hour rail interchange
- Direct road access to the express way



EASY AND QUICK MARITIME ACCESS

- Up to 14.50 m draft
- No vertical clearance constraint
- Access does not require swinging
- Slow-moving waters



SERVICES ADAPTED TO LARGE SCALE PROJECTS


- High-bearing capacity of quays : 360 m certified up to 10 t/m² 250 m up to 20 t/m² under development
- Storage areas in response to the needs of the heavy lift sector : Platforms with bearing capacity > 10 t/m² Additional 10 ha in 2024



Exceptional convoy access



Rail connection



Resolutely agile, sustainable and effective

- A port and its community strongly connected and combining expertise, responsiveness and efficiency.
- Quality and modernity of port infrastructures.
- Services with strong potential for handling and logistics activities.
- Development of improved logistics solutions.
- Active participant in the energy and ecological transition.

We have combined and developed our expertise as members of :



PORT ATLANTIQUE LA ROCHELLE

141 boulevard Émile Delmas
CS 70394 - 17001 La Rochelle Cedex 1
FRANCE
Tél +33 (0)5 46 00 53 60
contact@larochelle-port.eu

www.larochelle-port.eu

